



**FITTING INSTRUCTIONS FOR CLG0013CG/LH FACTORY CARBON LEVER  
DEFENDER**  
**SUZUKI GSX-S750 TRIUMPH STREET TRIPPLE RS YAMAHA YZF-R6 17-  
APRILLIA TUONO 660 21-**

Page | 1

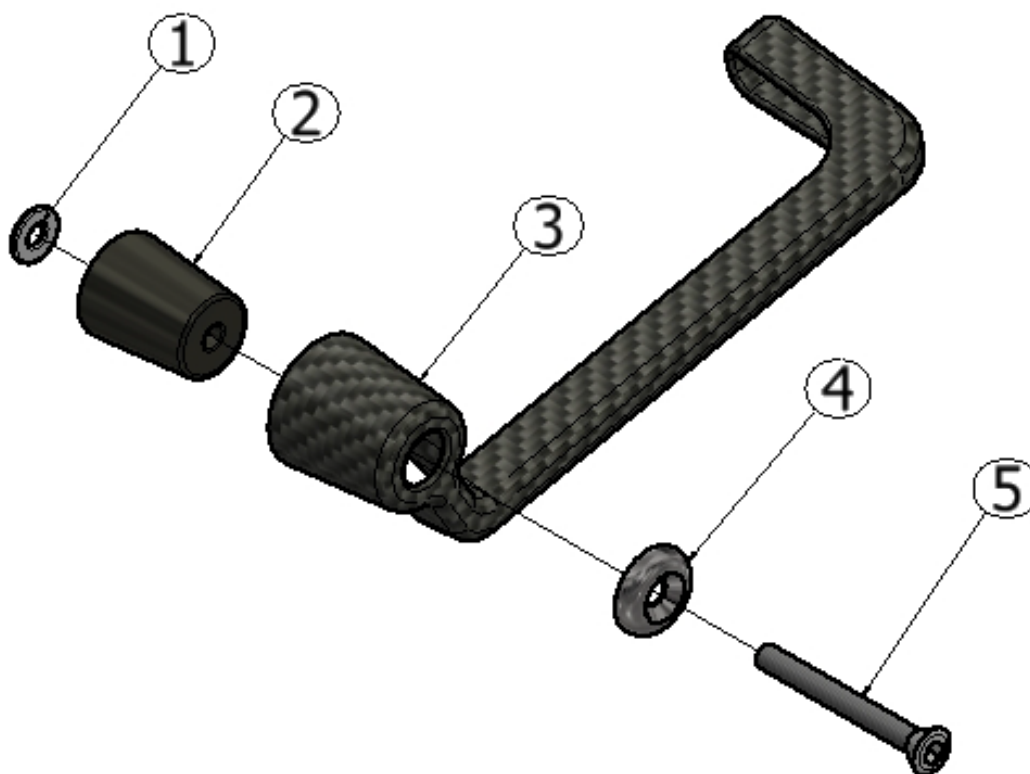


PLEASE ENSURE THAT THIS PRODUCT WILL FIT BEFORE ANY REMOVAL OR MODIFICATIONS OF PARTS ARE MADE TO YOUR MOTORCYCLE

**THIS KIT CONTAINS THE ITEMS PICTURED AND LABELLED BELOW.  
DO NOT PROCEED UNTIL YOU ARE SURE ALL PARTS ARE PRESENT.**

**Please note that the way the kit is packed does not necessarily represent the way of mounting to the bike**

THE PARTS SHOWN MAY BE REPRESENTATIVE ONLY (FOR CLARITY OF INSTRUCTIONS ONLY)



**R&G Racing**

Unit 1 Shelleys Lane, East Worldham, Alton, Hants GU34 3AQ

Tel: +44 (0)1420 89007 Fax: +44 (0)1420 87301 [www.rg-racing.com](http://www.rg-racing.com) Email: [info@rg-racing.com](mailto:info@rg-racing.com)



## **LEGEND**

- ITEM 1 = M6 WASHER (x1)  
 ITEM 2 = LARGE CONE SPACER (S0781) (x1).  
 ITEM 3 = CARBON LEVER GUARD (LG0006COMP).  
 ITEM 4 = CLAMP SPACER (S0928) (x1).  
 ITEM 5 = M6 x 55mm LONG COUNTERSUNK BOLT (x1).

Page | 2

## **TOOLS REQUIRED**

- Set of Allen keys to include 4mm A/F.
- Any tools required to remove original bar-end if applicable.

## **FITTING INSTRUCTIONS**

- To fit the Lever Guard (item 3), remove the original bar end.
- Place the counter-sunk bolt (item 5) through domed counter-sunk spacer (item 4) and then through the Lever Guard so the domed spacer sits against fixed spacer in the Lever Guard.
- Place the large cone spacer (item 2) over the thread and into the Lever Guard.
- For Triumph Street Triple RS 765, locate the M6 washer (Item 1) over the thread and into the cone spacer.
- Locate the assembly into the bar and position so when the motorcycle is at full lock in both directions it does not contact any other part of the motorcycle.
- Fully tighten the bolt and check operation.

**IMPORTANT**:- WHEN FITTING THIS PRODUCT IT IS YOUR RESPONSIBILITY TO ENSURE THAT THE PRODUCT IN NO WAY IMPEDES THE OPERATION OF THE MOTORCYCLE AND IS CHECKED REGULARLY FOR TIGHTNESS AND OPERATION.

FAILURE TO CHECK THE ABOVE COULD RESULT IN SERIOUS INJURY OR DAMAGE.

**Digital copies of these instructions are available to download from [www.rg-racing.com](http://www.rg-racing.com)**

ISSUE 1 10/01/2022

## **CONSUMER NOTICE**

The catalogue description and any exhibition of samples are only broad indications of the Products and R&G may make design changes which do not diminish their performance or visual appeal and supplying them in such state shall conform to the order. The Buyer acknowledges no representation or warranty (other than as to title) has been given or will apply to the Products other than those in R&G's order or confirmation and the Buyer confirms it has chosen the Products as being of merchantable quality and suitable for its particular purposes. Where R&G fits the Products or undertakes other services it shall exercise reasonable skill and care and rectify any fault free of charge unless the workmanship has been disturbed. The Buyer is responsible for ensuring that the warranty on the motorcycle is not affected by the fitting of the Products. On return of any defective Products R&G shall at its option either supply a replacement or refund the purchase money but shall not be liable if the Products have been modified or used or maintained otherwise than in accordance with R&G's or manufacturer's instructions and good engineering practice or if the defect arises from accident or neglect. Other than identified above and subject to R&G not limiting its liability for causing death and personal injury, it shall not be liable for indirect or consequential loss and otherwise its liability shall be limited to the amounts paid by the Buyer for the Products or the fitting or service concerned. These terms do not affect the Buyer's statutory rights.

## **R&G RACING RETURNS POLICY (NON-FAULTY GOODS)**

Returns must be pre-authorized (if not pre-authorized the return will be rejected). Goods may only be returned direct to us if they were purchased direct from us (customer must prove if necessary). Otherwise to be returned to original vendor. Goods must be in re-sellable condition, in the opinion of R&G Racing. All returns are subject to a 25% restocking and handling fee (25% of the gross value exc. P&P – at the prevailing price at time of purchase). The customer must pay any and all carriage charges. No returns of discontinued products, unless within 14 days of purchase. This policy does not affect your statutory rights and does not refer to faulty goods.

## **R&G Racing**

Unit 1 Shelleys Lane, East Worldham, Alton, Hants GU34 3AQ

Tel: +44 (0)1420 89007 Fax: +44 (0)1420 87301 [www.rg-racing.com](http://www.rg-racing.com) Email: [info@rg-racing.com](mailto:info@rg-racing.com)



**INSTRUCTIONS DE MONTAGE POUR CLG0013CG/LH DEFENDER À LEVIER  
DE CARBONE D'USINE  
SUZUKI GSX-S750 TRIUMPH STREET TRIPPLE RS YAMAHA YZF-R6 17-  
APRILLIA TUONO 660 21-**

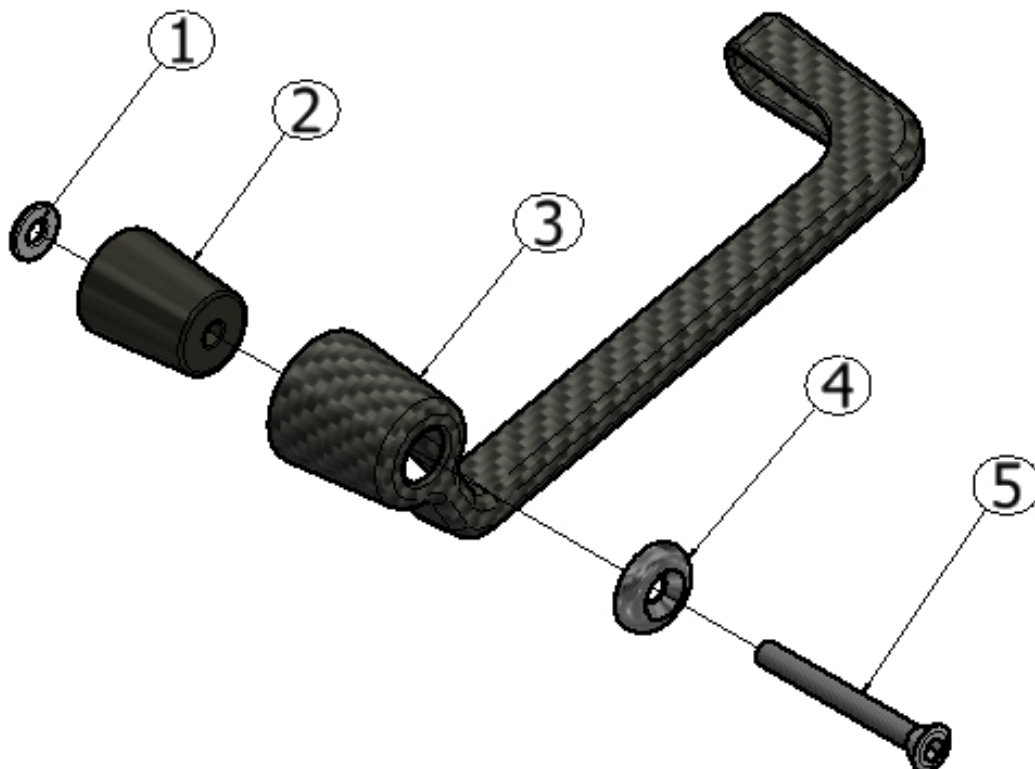
Page | 3



VERIFIER QUE LE PRODUIT SOIT COMPATIBLE AVEC VOTRE MOTO AVANT DE DEMONTER QUOI QUE CE SOIT.

**Le kit contient les articles exposés ci-dessous, vérifier que toutes les pièces soient présentes avant de procéder au montage.**

**La façon dont le kit est emballé ne correspond pas forcément à la façon de monter les pièces sur la moto. LES PARTIES PRESENTEES PEUVENT ETRE UNIQUEMENT REPRESENTATIVES (POUR LA CLARTE DES INSTRUCTIONS UNIQUEMENT)**



**R&G Racing**

Unit 1 Shelleys Lane, East Worldham, Alton, Hants GU34 3AQ

Tel: +44 (0)1420 89007 Fax: +44 (0)1420 87301 [www.rg-racing.com](http://www.rg-racing.com) Email: [info@rg-racing.com](mailto:info@rg-racing.com)



## **LEGENDE**

- ARTICLE 1 = M6 RONDELLE (x1)  
 ITEM 2 = ENTRETOISE (S0781) (x1).  
 ITEM 3 = PROTECTION POIGNEE EN FIBRE DE CARBONE (LG0006COMP).  
 ITEM 4 = ENTRETOISE (S0928) (x1).  
 ITEM 5 = M6 x 55mm BOULON (x1).

Page | 4

## **OUTILS REQUIS**

- Clés Allen 4mm.
- Un outil adéquat pour enlever l'embout de guidon d'origine.

## **NOTICE DE MONTAGE**

- Pour monter la protection levier (article 3), enlever l'embout de guidon d'origine.
- Placer le boulon (article 5) dans l'entretoise (article 4) puis dans la protection levier afin que l'entretoise se place contre l'entretoise dans la protection levier.
- Placer l'entretoise (article 2) sur le filetage et dans la protection levier.
- Pour la Triumph Street Triple RS 765, placer la rondelle M6 (Article 1) sur le filetage et dans l'entretoise.
- Placer l'ensemble dans le guidon et positionnez-le de façon à ce que, lorsque le guidon est tourné au maximum dans les 2 sens, la protection ne touche pas le carénage.
- Serrer complètement le boulon et vérifier le fonctionnement.

**IMPORTANT** : - IL EST DE VOTRE RESPONSABILITE DE CONTROLER QUE CE PRODUIT NE GENERA PAS LE FONCTIONNEMENT DE LA MOTO, ET DE VERIFIER REGULIEREMENT SON SERRAGE.

NE PAS EFFECTUER CES VERIFICATIONS PEUT CAUSER DES DOMMAGES POUR LA MOTO ET SON PILOTE.

Notice disponible au téléchargement sur [www.rg-racing.com](http://www.rg-racing.com)

ISSUE 1 10/01/2022

### **CONSUMER NOTICE**

The catalogue description and any exhibition of samples are only broad indications of the Products and R&G may make design changes which do not diminish their performance or visual appeal and supplying them in such state shall conform to the order. The Buyer acknowledges no representation or warranty (other than as to title) has been given or will apply to the Products other than those in R&G's order or confirmation and the Buyer confirms it has chosen the Products as being of merchantable quality and suitable for its particular purposes. Where R&G fits the Products or undertakes other services it shall exercise reasonable skill and care and rectify any fault free of charge unless the workmanship has been disturbed. The Buyer is responsible for ensuring that the warranty on the motorcycle is not affected by the fitting of the Products. On return of any defective Products R&G shall at its option either supply a replacement or refund the purchase money but shall not be liable if the Products have been modified or used or maintained otherwise than in accordance with R&G's or manufacturer's instructions and good engineering practice or if the defect arises from accident or neglect. Other than identified above and subject to R&G not limiting its liability for causing death and personal injury, it shall not be liable for indirect or consequential loss and otherwise its liability shall be limited to the amounts paid by the Buyer for the Products or the fitting or service concerned. These terms do not affect the Buyer's statutory rights.

### **R&G RACING RETURNS POLICY (NON-FAULTY GOODS)**

Returns must be pre-authorised (if not pre-authorised the return will be rejected). Goods may only be returned direct to us if they were purchased direct from us (customer must prove if necessary). Otherwise to be returned to original vendor. Goods must be in re-sellable condition, in the opinion of R&G Racing. All returns are subject to a 25% restocking and handling fee (25% of the gross value exc. P&P – at the prevailing price at time of purchase). The customer must pay any and all carriage charges. No returns of discontinued products, unless within 14 days of purchase. This policy does not affect your statutory rights and does not refer to faulty goods.

## **R&G Racing**

Unit 1 Shelleys Lane, East Worldham, Alton, Hants GU34 3AQ

Tel: +44 (0)1420 89007 Fax: +44 (0)1420 87301 [www.rg-racing.com](http://www.rg-racing.com) Email: [info@rg-racing.com](mailto:info@rg-racing.com)



**FITTING INSTRUCTIONS FOR CLG0013CG/RH FACTORY CARBON LEVER  
DEFENDER**  
**SUZUKI GSX-S750 TRIUMPH STREET TRIPPLE RS YAMAHA YZF-R6 17-  
APRILLIA TUONO 660 21-**

Page | 1

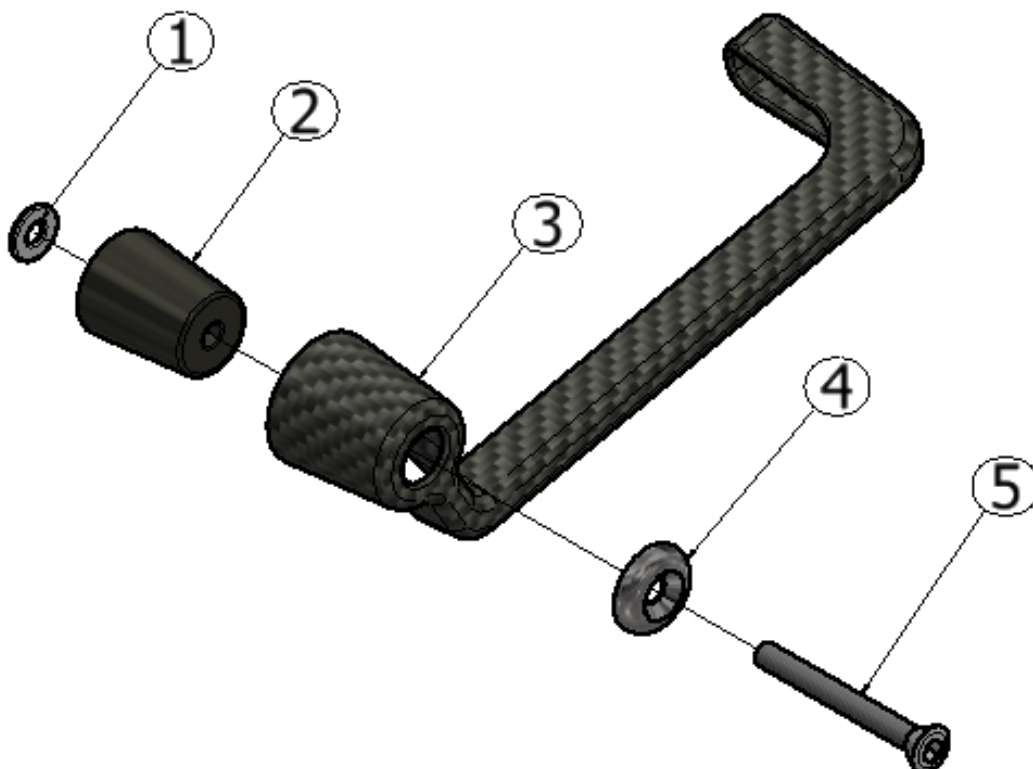


PLEASE ENSURE THAT THIS PRODUCT WILL FIT BEFORE ANY REMOVAL OR MODIFICATIONS OF PARTS ARE MADE TO YOUR MOTORCYCLE

**THIS KIT CONTAINS THE ITEMS PICTURED AND LABELLED BELOW.**  
**DO NOT PROCEED UNTIL YOU ARE SURE ALL PARTS ARE PRESENT.**

Please note that the way the kit is packed does not necessarily represent the way of mounting to the bike

THE PARTS SHOWN MAY BE REPRESENTATIVE ONLY (FOR CLARITY OF INSTRUCTIONS ONLY)



**R&G Racing**

Unit 1 Shelleys Lane, East Worldham, Alton, Hants GU34 3AQ

Tel: +44 (0)1420 89007 Fax: +44 (0)1420 87301 [www.rg-racing.com](http://www.rg-racing.com) Email: [info@rg-racing.com](mailto:info@rg-racing.com)





## **LEGEND**

- ITEM 1 = M6 WASHER (x1)  
 ITEM 2 = LARGE CONE SPACER (S0781) (x1).  
 ITEM 3 = CARBON LEVER GUARD (LG0005COMP).  
 ITEM 4 = CLAMP SPACER (S0928) (x1).  
 ITEM 5 = M6 x 55mm LONG COUNTERSUNK BOLT (x1).

Page | 2

## **TOOLS REQUIRED**

- Set of Allen keys to include 4mm A/F.
- Any tools required to remove original bar-end if applicable.

## **FITTING INSTRUCTIONS**

- To fit the Lever Guard (item 3), remove the original bar end.
- Place the counter-sunk bolt (item 5) through domed counter-sunk spacer (item 4) and then through the Lever Guard so the domed spacer sits against fixed spacer in the Lever Guard.
- Place the large cone spacer (item 2) over the thread and into the Lever Guard.
- For Triumph Street Triple RS 765, locate the M6 washer (Item 1) over the thread and into the cone spacer.
- Locate the assembly into the bar and position so when the motorcycle is at full lock in both directions it does not contact any other part of the motorcycle.
- Fully tighten the bolt and check operation.

**IMPORTANT:-** WHEN FITTING THIS PRODUCT IT IS YOUR RESPONSIBILITY TO ENSURE THAT THE PRODUCT IN NO WAY IMPEDES THE OPERATION OF THE MOTORCYCLE AND IS CHECKED REGULARLY FOR TIGHTNESS AND OPERATION.

FAILURE TO CHECK THE ABOVE COULD RESULT IN SERIOUS INJURY OR DAMAGE.

**Digital copies of these instructions are available to download from [www.rg-racing.com](http://www.rg-racing.com)**

ISSUE 1 10/01/2022

## **CONSUMER NOTICE**

The catalogue description and any exhibition of samples are only broad indications of the Products and R&G may make design changes which do not diminish their performance or visual appeal and supplying them in such state shall conform to the order. The Buyer acknowledges no representation or warranty (other than as to title) has been given or will apply to the Products other than those in R&G's order or confirmation and the Buyer confirms it has chosen the Products as being of merchantable quality and suitable for its particular purposes. Where R&G fits the Products or undertakes other services it shall exercise reasonable skill and care and rectify any fault free of charge unless the workmanship has been disturbed. The Buyer is responsible for ensuring that the warranty on the motorcycle is not affected by the fitting of the Products. On return of any defective Products R&G shall at its option either supply a replacement or refund the purchase money but shall not be liable if the Products have been modified or used or maintained otherwise than in accordance with R&G's or manufacturer's instructions and good engineering practice or if the defect arises from accident or neglect. Other than identified above and subject to R&G not limiting its liability for causing death and personal injury, it shall not be liable for indirect or consequential loss and otherwise its liability shall be limited to the amounts paid by the Buyer for the Products or the fitting or service concerned. These terms do not affect the Buyer's statutory rights.

## **R&G RACING RETURNS POLICY (NON-FAULTY GOODS)**

Returns must be pre-authorized (if not pre-authorized the return will be rejected). Goods may only be returned direct to us if they were purchased direct from us (customer must prove if necessary). Otherwise to be returned to original vendor. Goods must be in re-sellable condition, in the opinion of R&G Racing. All returns are subject to a 25% restocking and handling fee (25% of the gross value exc. P&P – at the prevailing price at time of purchase). The customer must pay any and all carriage charges. No returns of discontinued products, unless within 14 days of purchase. This policy does not affect your statutory rights and does not refer to faulty goods.

## **R&G Racing**

Unit 1 Shelleys Lane, East Worldham, Alton, Hants GU34 3AQ

Tel: +44 (0)1420 89007 Fax: +44 (0)1420 87301 [www.rg-racing.com](http://www.rg-racing.com) Email: [info@rg-racing.com](mailto:info@rg-racing.com)



**INSTRUCTIONS DE MONTAGE POUR CLG0013CG/RH DEFENDER À LEVIER  
DE CARBONE D'USINE  
SUZUKI GSX-S750 TRIUMPH STREET TRIPPLE RS YAMAHA YZF-R6 17-  
APRILLIA TUONO 660 21-**

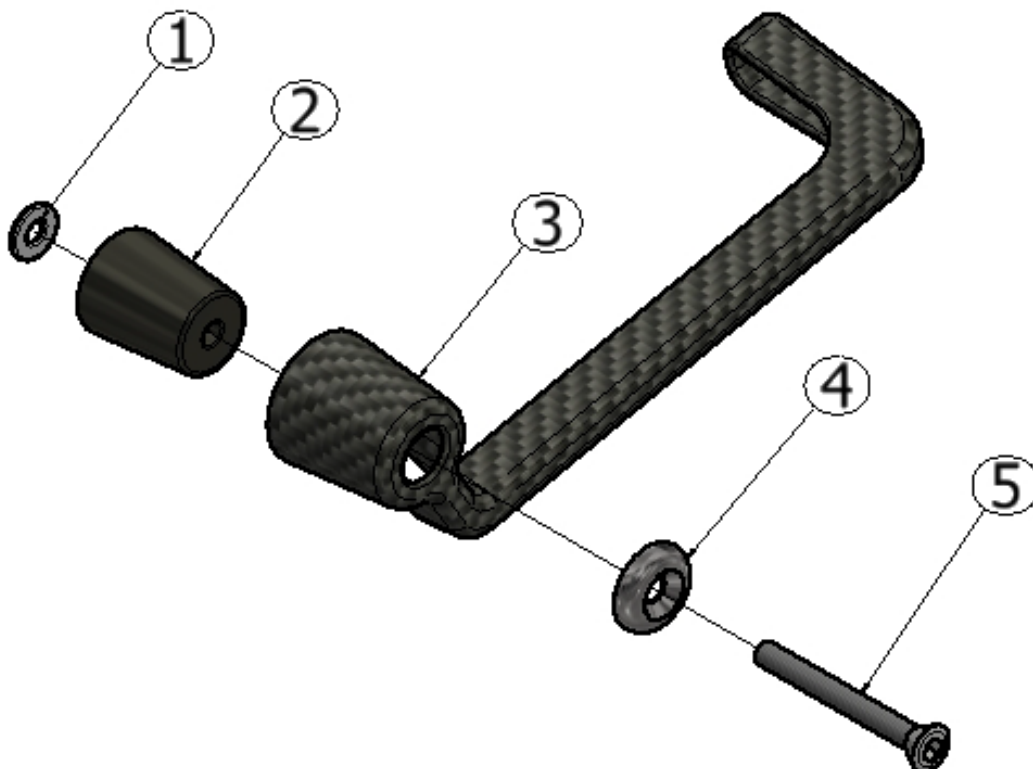
Page | 3



VERIFIER QUE LE PRODUIT SOIT COMPATIBLE AVEC VOTRE MOTO AVANT DE DEMONTER QUOI QUE CE SOIT.

**Le kit contient les articles exposés ci-dessous, vérifier que toutes les pièces soient présentes avant de procéder au montage.**

**La façon dont le kit est emballé ne correspond pas forcément à la façon de monter les pièces sur la moto. LES PARTIES PRESENTEES PEUVENT ETRE UNIQUEMENT REPRESENTATIVES (POUR LA CLARTE DES INSTRUCTIONS UNIQUEMENT)**



**R&G Racing**

Unit 1 Shelleys Lane, East Worldham, Alton, Hants GU34 3AQ

Tel: +44 (0)1420 89007 Fax: +44 (0)1420 87301 [www.rg-racing.com](http://www.rg-racing.com) Email: [info@rg-racing.com](mailto:info@rg-racing.com)



## **LEGENDE**

- ARTICLE 1 = M6 RONDELLE (x1)  
 ITEM 2 = ENTRETOISE (S0781) (x1).  
 ITEM 3 = PROTECTION POIGNEE EN FIBRE DE CARBONE (LG0005COMP).  
 ITEM 4 = ENTRETOISE (S0928) (x1).  
 ITEM 5 = M6 x 55mm BOULON (x1).

Page | 4

## **OUTILS REQUIS**

- Clés Allen 4mm.
- Un outil adéquat pour enlever l'embout de guidon d'origine.

## **NOTICE DE MONTAGE**

- Pour monter la protection levier (article 3), enlever l'embout de guidon d'origine.
- Placer le boulon (article 5) dans l'entretoise (article 4) puis dans la protection levier afin que l'entretoise se place contre l'entretoise dans la protection levier.
- Placer l'entretoise (article 2) sur le filetage et dans la protection levier.
- Pour la Triumph Street Triple RS 765, placer la rondelle M6 (Article 1) sur le filetage et dans l'entretoise.
- Placer l'ensemble dans le guidon et positionnez-le de façon à ce que, lorsque le guidon est tourné au maximum dans les 2 sens, la protection ne touche pas le carénage.
- Serrer complètement le boulon et vérifier le fonctionnement.

**IMPORTANT** : - IL EST DE VOTRE RESPONSABILITE DE CONTROLER QUE CE PRODUIT NE GENERA PAS LE FONCTIONNEMENT DE LA MOTO, ET DE VERIFIER REGULIEREMENT SON SERRAGE.

NE PAS EFFECTUER CES VERIFICATIONS PEUT CAUSER DES DOMMAGES POUR LA MOTO ET SON PILOTE.

Notice disponible au téléchargement sur [www.rg-racing.com](http://www.rg-racing.com)

ISSUE 1 10/01/2022

## **CONSUMER NOTICE**

The catalogue description and any exhibition of samples are only broad indications of the Products and R&G may make design changes which do not diminish their performance or visual appeal and supplying them in such state shall conform to the order. The Buyer acknowledges no representation or warranty (other than as to title) has been given or will apply to the Products other than those in R&G's order or confirmation and the Buyer confirms it has chosen the Products as being of merchantable quality and suitable for its particular purposes. Where R&G fits the Products or undertakes other services it shall exercise reasonable skill and care and rectify any fault free of charge unless the workmanship has been disturbed. The Buyer is responsible for ensuring that the warranty on the motorcycle is not affected by the fitting of the Products. On return of any defective Products R&G shall at its option either supply a replacement or refund the purchase money but shall not be liable if the Products have been modified or used or maintained otherwise than in accordance with R&G's or manufacturer's instructions and good engineering practice or if the defect arises from accident or neglect. Other than identified above and subject to R&G not limiting its liability for causing death and personal injury, it shall not be liable for indirect or consequential loss and otherwise its liability shall be limited to the amounts paid by the Buyer for the Products or the fitting or service concerned. These terms do not affect the Buyer's statutory rights.

## **R&G RACING RETURNS POLICY (NON-FAULTY GOODS)**

Returns must be pre-authorised (if not pre-authorised the return will be rejected). Goods may only be returned direct to us if they were purchased direct from us (customer must prove if necessary). Otherwise to be returned to original vendor. Goods must be in re-sellable condition, in the opinion of R&G Racing. All returns are subject to a 25% restocking and handling fee (25% of the gross value exc. P&P – at the prevailing price at time of purchase). The customer must pay any and all carriage charges. No returns of discontinued products, unless within 14 days of purchase. This policy does not affect your statutory rights and does not refer to faulty goods.

## **R&G Racing**

Unit 1 Shelleys Lane, East Worldham, Alton, Hants GU34 3AQ

Tel: +44 (0)1420 89007 Fax: +44 (0)1420 87301 [www.rg-racing.com](http://www.rg-racing.com) Email: [info@rg-racing.com](mailto:info@rg-racing.com)